

Ford

2022 F-150®



U.S. model shown.



45
YEARS

BUILT
Ford
TOUGH

F-SERIES

AMERICA'S BEST
SELLING TRUCKS

THE 2022 FORD F-150®

MAKE WAY FOR THE BEAST.

Find the shortest route to the front of the pack aboard the toughest, most productive generation of Ford **F-150** pickup ever. Available technology and productivity features, plus the available 3.5L PowerBoost™ Full Hybrid engine are just the beginning. Impressive towing and payload numbers are backed by legendary Built Ford Tough® brawn, durability and longevity. And you have great power of choice, with 5 trim levels from the XL to the LIMITED, 4 engines, 3 cabs, 2 standard box lengths, plus loads of capability and appearance packages. The more you have to do, the more ways the **F-150** can help you get it done. It's cutting edge, hardworking, and out in front all the way.

MAX. AVAILABLE 5,080kg TOWING ¹	MAX. AVAILABLE 1,064kg PAYLOAD ²	MAX. AVAILABLE 772Nm TORQUE ³	MAX. AVAILABLE 430HP POWER ³
--	---	--	---

Imagery and information shown throughout this brochure may not reflect the latest ME specifications and locations, vehicles used may be outside of the ME, and imagery may be computer-generated and may include available and aftermarket equipment.
Professional driver on closed course. Always consult the Owner's Manual before off-road driving, know your terrain and trail difficulty, and use appropriate safety gear.

LARIAT® SUPERCREW® 4x4. Antimatter Blue Metallic. Available Chrome Package. Available equipment.

Best-selling trucks for 45 years based on 1977–2021 CY total sales. ¹Max. towing of 5,080kg available on SuperCrew 5.5' box with the available 3.5L EcoBoost® engine. Max. towing varies based on cargo, vehicle configuration, accessories and number of passengers. ²Max. payload of 1,064kg on SuperCab 6.5' box 4x2 with available 5.0L V8 engine (not shown). Max. payload varies and is based on accessories and vehicle configuration. See label on door jamb for carrying capacity of a specific vehicle. ³Max. horsepower and torque based on the available 3.5L PowerBoost engine. Calculated via combined performance of the engine and electric motor(s) with peak battery power. The calculations utilize SAE J1349® engine results and Ford electric motor dyno testing. Your results may vary. Total 330kW @ 6,000rpm as per GSO testing standards.

Horsepower, torque, payload and towing are independent attributes and may not be achieved simultaneously. For additional information, see your Ford Distributor.
NOTE: 8' Box, Max. Trailer Tow Package and Heavy-Duty Payload Package are only available through special order.
NOTE: Maximum payload and towing capabilities shown throughout this brochure are for properly equipped base vehicles with required equipment and a 68kg driver and vary based on cargo, vehicle configuration, accessories and number of passengers. See Payload and Towing charts in the Specifications section for maximum ratings by configuration. See label on door jamb for carrying capacity of a specific vehicle.

NEXT-GEN POWER.

3.5L POWERBOOST™ FULL HYBRID POWERTRAIN
In yet another leap forward for our tough, smart, productive trucks, the available 3.5L PowerBoost Full Hybrid V6 engine combines the proven 3.5L EcoBoost® twin-turbo V6, a transmission with an integrated electric motor, and a lithium-ion battery pack to intelligently store and augment power by up to 44HP (33kW) when you need it most. Ford torture-tested the hybrid powertrain to make sure it will operate in extreme conditions and meet customer demands. PowerBoost lives up to the Built Ford Tough® commitment and meets the demands of those who work hard and play harder.



MAX. AVAILABLE

5,035kg
TOWING^{1,2}

830kg
PAYLOAD^{2,3}

772Nm
TORQUE^{2,4}

430HP
POWER^{2,4}

LARIAT® SUPERCREW® 4x4. Antimatter Blue Metallic. Available Chrome Package. Available equipment. U.S. model shown.

¹Max. towing of 5,035kg on SuperCrew 5.5' box 4x4 with available 3.5L PowerBoost engine (not shown). Max. towing varies based on cargo, vehicle configuration, accessories and number of passengers. ²Horsepower, torque, towing and payload are independent attributes and may not be achieved simultaneously. ³Max. payload of 830kg on SuperCrew 5.5' box 4x4 with available 3.5L PowerBoost engine (not shown). Max. payload varies and is based on accessories and vehicle configuration. See label on door jamb for carrying capacity of a specific vehicle. ⁴Max. horsepower and torque based on the available 3.5L PowerBoost engine. Calculated via combined performance of the engine and electric motor(s) with peak battery power. The calculations utilize SAE J1349® engine results and Ford electric motor dyno testing. Your results may vary.

PRO POWER ONBOARD.

With available Pro Power Onboard, the 2022 Ford F-150® pickup offers best usable power on demand in the class. Plug into the available outlets located in the box and use the dashboard SYNC® 4 screen to track combined wattage⁵ used by connected devices. If the hybrid battery gets low, the engine can start automatically⁶ to recharge it. When the weekend rolls in, throw the ultimate tailgate party by plugging in a TV and portable fridge. Then let the games begin.

2.3kW
230V / 20A outlet

USAGE EXAMPLE

6G Air Compressor	(1,200W)
Blender	(600W)
Game Console	(250W)
TV	(150W)

Simultaneous use total: 2,200W

Standard with the available 3.5L PowerBoost engine. Maximum power available is limited to the combined total of all items in use.⁷

⁵Maximum power draw not to exceed limits specified in the vehicle Owner's Manual. See Owner's Manual for important operating instructions. ⁶Automatic engine restart requires that Generator Mode is engaged. ⁷Power may also be limited in Drive mode, or certain ambient temperature conditions. Some electrical equipment requires higher startup power than the running rating and could exceed the power capacity of the system. See Owner's Manual for important operating instructions.

POWER YOUR WAY.

One of 4 available powerplants can deliver the performance you need, along with your choice of attitude. The 3.5L PowerBoost™ Full Hybrid engine is a revolution under the hood, while the 5.0L V8 is a modern classic. The twin inter-cooled turbos on the 3.5L EcoBoost® provide on-demand power with virtually no lag, and the workhorse 3.3L V6 is a get-it-done kind of motor. The Ford F-150® pickup lets you choose the engine for the way you want to roll.



STANDARD 10-SPEED AUTOMATIC TRANSMISSION WITH UP TO 8 SELECTABLE DRIVE MODES

4x2: Sport, Eco, Tow/Haul, Normal, Slippery, Trail

4x4: includes 4x2 modes except Trail; adds Deep Sand and Mud/Ruts

Available FX4® Off-Road Package: includes 4x4 modes, plus Rock Crawl



LARIAT® SUPERCREW® 4x4. Antimatter Blue Metallic. Available Chrome Package. Available equipment. U.S. model shown. Professional driver on closed course. Always consult the Owner's Manual before off-road driving, know your terrain and trail difficulty, and use appropriate safety gear.




3.5L POWERBOOST FULL HYBRID V6
430 Max. Horsepower^{1,2} 772 Max. Nm of Torque^{1,2}



3.5L ECOBOOST
400 Max. Horsepower^{1,3} 677 Max. Nm of Torque^{1,3}



5.0L TI-VCT V8
400 Max. Horsepower^{1,4} 555 Max. Nm of Torque^{1,4}



3.3L TI-VCT V6
290 Max. Horsepower^{1,5} 359 Max. Nm of Torque^{1,5}

¹Horsepower and torque are independent attributes and may not be achieved simultaneously. ²Calculated via combined performance of the engine and electric motor(s) with peak battery power. The calculations utilize SAE J1349® engine results and Ford electric motor dyno testing. Your results may vary. 3.5L PowerBoost Full Hybrid V6 330kW @ 6,000rpm as per GSO testing standards. ³3.5L EcoBoost 310kW @ 4,750rpm as per GSO testing standards. ⁴5.0L Ti-VCT V8 293kW @ 5,750rpm as per GSO testing standards. ⁵3.3L Ti-VCT V6 215kW @ 6,500rpm as per GSO testing standards.

CONFIDENCE. MILE AFTER MILE.

FORD CO-PILOT360™ TECHNOLOGY

With their ability to monitor situations and conditions, this well-rounded collection of advanced driver-assist¹ systems can supplement your driving skills, helping you feel confidently in command.

Every 2022 Ford **F-150**® pickup includes the following standard technologies:

- AUTO HOLD
- AUTOLAMP (AUTOMATIC ON/OFF HEADLAMPS) WITH AUTO HIGH BEAMS
- LANE-KEEPING SYSTEM
- PRE-COLLISION ASSIST WITH AUTOMATIC EMERGENCY BRAKING (AEB)
- REAR VIEW CAMERA WITH DYNAMIC HITCH ASSIST
- REAR PARKING SENSORS



LARIAT® SUPERCREW® 4x4. Antimatter Blue Metallic. Available Chrome Package. Available equipment. U.S. model shown.

FORD CO-PILOT360 2.0

To help you avoid dangers you may not see coming, these available systems put serious technology to work for you.

Standard on XLT, LARIAT, PLATINUM® and LIMITED; Available on XL

- AUTO HIGH-BEAM HEADLAMPS
- LANE-KEEPING SYSTEM
- PRE-COLLISION ASSIST WITH AUTOMATIC EMERGENCY BRAKING
- REAR VIEW CAMERA WITH DYNAMIC HITCH ASSIST
- REAR PARKING SENSORS
- BLIS® (BLIND SPOT INFORMATION SYSTEM) WITH CROSS-TRAFFIC ALERT
- POST-COLLISION BRAKING
- REVERSE BRAKE ASSIST

FORD CO-PILOT360 ASSIST 2.0

Add this grouping to help your vehicle maintain distance behind traffic ahead and come to your aid in certain situations.

Standard on LARIAT, PLATINUM and LIMITED; Available on XLT

- ADAPTIVE CRUISE CONTROL WITH STOP-AND-GO AND LANE CENTERING
- EVASIVE STEERING ASSIST
- INTERSECTION ASSIST
- TOUCHSCREEN NAVIGATION SYSTEM

FORD CO-PILOT360 ACTIVE 2.0

This package includes Active Park Assist™ 2.0 to help find a space in which your vehicle fits, then help you park it.

Standard on PLATINUM and LIMITED; Available on LARIAT

- ACTIVE PARK ASSIST 2.0
- FRONT PARKING SENSORS

¹Driver-assist features are supplemental and do not replace the driver's attention, judgment and need to control the vehicle. It does not replace safe driving. See Owner's Manual for details and limitations.



UPPER GLOVE BOX
An easily accessed place to stow items out of sight.

DOOR STORAGE
Plenty of room and quick access for items you use all the time.

WIRELESS CHARGING³
An available feature that makes phone charging simple. It also takes a cord out of the cab and out of your way.

CONSOLE STORAGE
Plenty of space inside, and the design supports the available Interior Work Surface.

MAX RECLINE FRONT SEATS
This available design, with its articulated seat cushion, plus lower back, thoracic and neck support, takes you straight to Comfortville.

HEADREST SPEAKERS
Part of an available 18-speaker, 1,080-watt B&O® Unleashed Sound System designed to deliver outstanding audio.


REFINED. RECLINED.

The Ford **F-150®** interior goes all-in on comfort, productivity and convenience. It's been designed and engineered for driver and crew alike, including available Max Recline Seats up front.¹ Distinct design cues at every trim level help set your **F-150** apart. Plus, useful storage and thoughtful touches are everywhere. It's flat-out amazing how much functionality the Regular Cab, SuperCab™ and SuperCrew® configurations offer you. And it all fits to a T.


PLATINUM® SUPERCREW 4x4. Carmelo Nirvana leather seating surfaces² with Black Miko® Suede cloth accents. Available B&O Unleashed Sound System. Available equipment. U.S. model shown.



FLAT LOAD FLOOR
Use this generous space to haul items you want to keep inside.



REAR UNDERSEAT STORAGE¹
This available storage can be raised, divided and locked when the rear seat is folded down.



LOAD FLOOR TIE-DOWN HOOKS
Help secure items placed on the load floor with this tough feature.

¹SuperCrew only. ²Excluding vertical contrast microfiber suede strips and vinyl upper insert horseshoe strip. ³Qi wireless charging may not be compatible with all mobile phones.

TAKE CHARGE.

STATE-OF-THE-ART COMMAND CENTER.

The Ford F-150® truck is all about making your time more productive. So available features let you control critical capabilities right from the driver's seat. The available 12" digital instrument cluster includes reconfigurable digital gauges, contextually animated vehicle avatars, Drive Mode visualizations, menus and alerts. Couple that with the available newest-generation 12" LCD SYNC® 4 touchscreen in the center stack serving up large camera views for trailer hookup and maneuvering, information-on-demand screens, plus access to onboard Truck Feature apps. Even available wireless charging is on the menu. The 2022 Ford F-150 is mobile operations central, and you're running the show.

WIRELESS CAPABILITY

SYNC 4 is completely wireless. That means no USB is required to access any of its features, so you can live untethered. Whether you use Apple CarPlay®^{1,2} or Android Auto,^{TM1,3} you're wirelessly connected.

12" DIGITAL INSTRUMENT CLUSTER

This available display includes full digital gauges and a responsive, large message center that gives you the most vital information in a user-friendly context. It will let you choose what gauges and features you want to see and how to configure them.

12" CENTER STACK TOUCHSCREEN

A bright, clear available display with split-screen capability that's home to a wide range of available technologies and productivity tools, and it's customizable to show the information you want to display.

CENTER CONSOLE INTERIOR WORK SURFACE

The center console lid unfolds to reveal a generously sized work surface. Available in all cabs equipped with a flow-through center console. U.S. model shown.

MOTORIZED, STOWABLE SHIFTER

A clever available solution to give the center console-mounted available Interior Work Surface room to open at the touch of a button. U.S. model shown.

40/20/40 FRONT BENCH INTERIOR WORK SURFACE

Fold the center seat down, and its Interior Work Surface slides forward and swivels into position. Available on XL, XLT in all cabs equipped with a front bench seat.

LARIAT® SUPERCREW® 4x4. Black premium leather-trimmed seating. Available equipment. U.S. model shown.

¹Requires phone with active data service and compatible software. SYNC 4 does not control 3rd-party products while in use. 3rd parties are solely responsible for their respective functionality. Functionality varies by market. ²Apple CarPlay and its functions are products of Apple® and its terms and privacy statements apply. Requires compatible iPhone® and data plan. All features supported in Middle East countries are available. ³Android Auto and its functions are products of Google™ and its terms and privacy statements apply. Requires compatible Android™ smartphone with Android Auto app on Google Play™ and data plan. All features supported in Middle East countries are available.

TOUGH TRIED AND TRUE.



LARIAT® SUPERCREW® 4x4. Antimatter Blue Metallic. Available Chrome Package. Available equipment. U.S. model shown.

Built Ford Tough® values are the ties that bind the doers of the world to the trucks that get things done. It motivates the creativity of our designers, the ingenuity of our engineers, and affects nearly every component, part and assembly that go into Built Ford Tough trucks. It's the call to test our trucks to the limit, and the duty to deliver trucks that stand the test. It spans millions of kilometers over the decades, and it's helped make F-Series® America's best-selling trucks for 45 years.¹ Put one to the test and discover what Built Ford Tough means to you.

THE RUGGED FRAME

Fully boxed, with 8 muscular crossmembers and large, cross-section frame rails. Comprised of high-strength steel, it's electrocoated with a durable protective shell that helps inhibit rust.

THE BODY AND BOX



Constructed of high-strength, military-grade, aluminum alloys,² the panels are hardened through heat treating for even greater strength. Plus, the aluminum alloy body and box don't rust and they resist corrosion.

LONG, WIDE REAR LEAF SPRINGS

Their length helps increase spring life for the long haul, and the rear spring bushings have been tuned with ride quality in mind. Spring width helps stabilize axle control, while balancing ride smoothness with payload capability.³

CRASH ENERGY MANAGEMENT

A masterful mix of high-strength, military-grade aluminum alloys work with the high-strength-steel frame structure to manage crash/crush energy into the **F-150** passenger compartment in certain front, side and rear impacts.



¹Best-selling trucks for 45 years based on 1977-2021CY total sales. ²6000-series aluminum alloy. ³Max. payload varies and is based on accessories and vehicle configuration. See label on door jamb for carrying capacity of a specific vehicle. NOTE: 8' Box, Max. Trailer Tow Package and Heavy-Duty Payload Package are only available through special order.

TOW LIKE A PRO.

CAMERAS, RADAR, SENSORS DRIVE TOWING TECH.

The Ford **F-150**® pickup has long offered the available 360-Degree Camera to help make towing easier.¹ And now, there are even more features to pitch in. Use the Rear View Camera with Dynamic Hitch Assist to center the tow ball under the trailer coupler. Once properly hitched, the available Smart Trailer Tow Connector can warn you if trailer lights are out, and shows you trailer battery status. After initial setup, available Pro Trailer Backup Assist™² simplifies truck steering to back up your trailer while available Trailer Reverse Guidance² camera views and screen graphics help you maneuver. So you'll be parked in no time.



LARIAT® SUPERCREW® 4x4. Rapid Red Metallic Tinted Clearcoat³ with available Stone Gray Metallic lower accent two-tone paint. Available equipment. U.S. model shown.



360-DEGREE CAMERA TECHNOLOGY
Available to help you clearly see all sides of your vehicle when maneuvering in tight spaces.



REAR VIEW CAMERA WITH DYNAMIC HITCH ASSIST
Standard on all trim levels, it helps you hook up your trailer with ease.



TRAILER REVERSE GUIDANCE
This available feature provides camera views and steering guidance graphics to assist in backing up and parking a trailer.



SIMPLE TRAILER SETUP
Follow the Quick Start Guide to program one or more trailers into available Pro Trailer Backup Assist. U.S. model shown.

CARRY THAT WEIGHT.



No doubt about it: Payload's a big deal. That's why we use Built Ford Tough® advanced engineering, robust materials and rugged construction to make heavy payloads possible. From getting cargo onboard to managing what's in the box, we offer the smart tools that help make the most out of all that capability. Get easier bed access with available features such as step bars and running boards that extend all the way to the wheel wells, and the Tailgate Step. When you want to carry that weight, do it with the Ford **F-150** pickup.



CARGO BOX CAMERA
It lets you check on cargo and tie-downs, as well as see if the tailgate is closed. Included in the available 360-Degree Camera Package.¹

AVAILABLE CARGO TOOLS

- Extended-length running boards (including a power model) for enhanced bed access.
- Power tailgate including tailgate step and Tailgate Work Surface.
- Cargo box camera.

XL REGULAR CAB 4x2. Oxford White. Available equipment. U.S. model shown.

¹Driver-assist features are supplemental and do not replace the driver's attention, judgment and need to control the vehicle. It does not replace safe driving. See Owner's Manual for details and limitations. ²Please consult your Owner's Manual or Pro Trailer Backup Assist Quick Start Guide for information on setting up your trailer. ³Additional charge.

XL

HIGHLIGHTS

PRE-COLLISION ASSIST WITH AUTOMATIC
EMERGENCY BRAKING
LANE-KEEPING SYSTEM
ELECTRONIC 10-SPEED AUTOMATIC
TRANSMISSION WITH SELECTABLE
DRIVE MODES
8" CENTER STACK TOUCHSCREEN
SYNC® 4



REGULAR CAB 4x4. Oxford White.



STANDARD
with optional equipment.



AVAILABLE CHROME PACKAGE
with optional equipment.



SUPERCREW 4x4. Medium Dark Slate interior. Available equipment. U.S. model shown.



SUPERCREW 4x4. Medium Dark Slate cloth seats. Available equipment. U.S. model shown.
Front seat belts not shown in order to provide a clear view of the vehicle interior.
See charts in the back of the brochure for full trim specifications.

AVAILABLE CONFIGURATIONS

REGULAR CAB – 6.5' BOX¹

SUPERCAB™ – 6.5' BOX

SUPERCREW® – 5.5' BOX

FRONT 40/20/40 SPLIT BENCH SEAT
Standard

FRONT BUCKET SEATS WITH CENTER CONSOLE
Available

¹Availability varies by market.

XLT

HIGHLIGHTS

FORD CO-PILOT360™ 2.0
POWER WINDOWS AND LOCKS
MANUAL-FOLDING SIDEVIEW MIRRORS
WITH POWER, HEATED GLASS
FOG LAMPS
MYKEY®



SUPERCREW 4x4. Rapid Red Metallic Tinted Clearcoat.¹ Available Chrome Package. Available equipment. U.S. model shown.



SUPERCREW 4x4. Medium Dark Slate interior. Available equipment. U.S. model shown.



SUPERCREW 4x4. Baja Tan cloth seats. Available equipment. U.S. model shown. Front seat belts not shown in order to provide a clear view of the vehicle interior. See charts in the back of the brochure for full trim specifications.



STANDARD
with optional equipment.



AVAILABLE CHROME PACKAGE
with optional equipment.



AVAILABLE SPORT PACKAGE
with optional equipment.

AVAILABLE CONFIGURATIONS

REGULAR CAB – 6.5' BOX²

SUPERCAB™ – 6.5' BOX

SUPERCREW® – 5.5' BOX

FRONT 40/20/40 SPLIT BENCH SEAT
Standard

FRONT BUCKET SEATS WITH CENTER CONSOLE
Available

¹Additional charge. ²Availability varies by market.

LARIAT[®]

HIGHLIGHTS

- 12" CENTER STACK TOUCHSCREEN AND 12" DIGITAL GAUGE CLUSTER
- PREMIUM LEATHER-TRIMMED SEATING
- BLIS[®] (BLIND SPOT INFORMATION SYSTEM) WITH TRAILER COVERAGE AND CROSS-TRAFFIC ALERT
- SYNC[®] 4 WITH ENHANCED VOICE RECOGNITION
- CLASS IV TRAILER HITCH RECEIVER



SUPERCREW 4x4. Antimatter Blue Metallic. Available Chrome Package. Available equipment. U.S. model shown.



SUPERCREW 4x4. Black interior. Available equipment. U.S. model shown.



SUPERCREW 4x4. Black premium leather-trimmed seating. Available equipment. U.S. model shown. Front seat belts not shown in order to provide a clear view of the vehicle interior. See charts in the back of the brochure for full trim specifications.



AVAILABLE CHROME PACKAGE with optional equipment.



AVAILABLE SPORT PACKAGE with optional equipment.

AVAILABLE CONFIGURATIONS

SUPERCAB™ – 6.5' BOX

SUPERCREW[®] – 5.5' BOX

FRONT BUCKET SEATS WITH CENTER CONSOLE Included

PLATINUM®

HIGHLIGHTS

- NIRVANA LEATHER SEATING SURFACES
- MULTICONTOUR FRONT SEATS WITH ACTIVE MOTION®
- POWER-DEPLOYABLE EXTENDED RUNNING BOARDS WITH KICK SWITCH
- SATIN-FINISH TAILGATE APPLIQUÉ
- FORD CO-PILOT360™ ASSIST 2.0
- WIRELESS CHARGING PAD
- REAL END CUT OAK WOOD INTERIOR ACCENTS



SUPERCREW 4x4. Antimatter Blue Metallic. Available equipment. U.S. model shown.



SUPERCREW 4x4. Carmelo Nirvana leather seating surfaces.¹ Available equipment. U.S. model shown.



SUPERCREW 4x4. Carmelo Nirvana leather seating surfaces.¹ Available equipment. U.S. model shown.
Front seat belts not shown in order to provide a clear view of the vehicle interior.
See charts in the back of the brochure for full trim specifications.

¹Excluding vertical contrast microfiber suede strips and vinyl upper insert horseshoe strip.



STANDARD
with optional equipment.

AVAILABLE CONFIGURATIONS

SUPERCREW® – 5.5' BOX

FRONT BUCKET SEATS WITH CENTER CONSOLE
Included

LIMITED

HIGHLIGHTS

- ADMIRAL BLUE/LIGHT SLATE VENETIAN LEATHER SEATS
- LEATHER-WRAPPED INSTRUMENT PANEL TOPPER AND DOOR ROLLOVERS
- LIMITED BADGING ON SEAT BACKS AND CONSOLE LID
- BLUE-TINTED CARBON FIBER INTERIOR ACCENTS
- B&O UNLEASHED 18-SPEAKER SOUND SYSTEM
- POWER TAILGATE WITH TAILGATE STEP AND TAILGATE WORK SURFACE
- FORD CO-PILOT360™ ACTIVE 2.0



SUPERCREW 4x4. Antimatter Blue Metallic. Available equipment. U.S. model shown.



SUPERCREW 4x4. Admiral Blue interior. Available equipment. U.S. model shown.



SUPERCREW 4x4. Admiral Blue/Light Slate Venetian leather seats. Available equipment. U.S. model shown. Front seat belts not shown in order to provide a clear view of the vehicle interior. See charts in the back of the brochure for full trim specifications.



STANDARD
with optional equipment.

AVAILABLE CONFIGURATION

SUPERCREW® – 5.5' BOX

FRONT BUCKET SEATS WITH CENTER CONSOLE
Standard

MAKE IT YOURS.

Complementing the Ford F-150® pickup's stylish design, and satisfying your personal taste, is a range of attractive colors.

EXTERIOR



Oxford White^{1,2}
XL, XLT, LARIAT



Agate Black Metallic^{1,2}
XL, XLT, LARIAT,® PLATINUM,® LIMITED



Iconic Silver Metallic¹
XL, XLT, LARIAT, PLATINUM, LIMITED



Race Red^{1,3,4}
XL, XLT, LARIAT



Atlas Blue Metallic^{1,5}
XL, XLT, LARIAT



Carbonized Gray Metallic
XL, XLT, LARIAT, PLATINUM, LIMITED



Space White Metallic^{2,3}
XLT, LARIAT



Rapid Red Metallic Tinted Clearcoat^{1,2,6}
XLT, LARIAT, PLATINUM



Stone Gray Metallic⁷
XL, XLT, LARIAT



Star White Metallic Tri-coat^{2,6}
LARIAT, PLATINUM, LIMITED



Antimatter Blue Metallic^{1,2,7}
XL, XLT, LARIAT, PLATINUM, LIMITED



Smoked Quartz Metallic Tinted Clearcoat^{3,6}
LARIAT, PLATINUM, LIMITED

Colors are representative only. Restrictions may apply. See your distributor for actual paint/trim options. ¹Carbonized Gray Two-Tone is optional on XLT. ²Stone Gray Two-Tone is optional on LARIAT. ³Not available with extended-length running boards, power-deployable running boards, or 3.5L PowerBoost™ Full Hybrid V6 engine. ⁴Requires Chrome Package on LARIAT. ⁵Requires Sport Package on LARIAT. ⁶Additional charge. ⁷Not available with Sport Packages. ⁸Not available with Rapid Red exterior.


INTERIOR



MEDIUM DARK SLATE CLOTH
XL




MEDIUM DARK SLATE VINYL
XL



MEDIUM DARK SLATE CLOTH
XLT



BLACK SPORT CLOTH
XLT Sport Package



BAJA TAN CLOTH
XLT



MEDIUM DARK SLATE PREMIUM
LEATHER-TRIMMED
LARIAT



BLACK PREMIUM LEATHER-TRIMMED
LARIAT, LARIAT Sport Package



BAJA TAN PREMIUM LEATHER-TRIMMED
LARIAT



BLACK NIRVANA LEATHER SEATING SURFACES
WITH CARMELO MIKO® ACCENTS
PLATINUM



CARMELO NIRVANA LEATHER SEATING
SURFACES WITH BLACK MIKO ACCENTS®
PLATINUM



ADMIRAL BLUE/LIGHT SLATE VENETIAN LEATHER
LIMITED

WHEELS



17" Silver Steel
Standard XL



18" 6-Spoke Machined Aluminum
with Gloss Black-Painted Pockets
Included in XLT & LARIAT
Sport Packages



18" Chrome-Like PVD Aluminum
Included in XLT Chrome Package
Standard LARIAT



20" Polished Aluminum
Standard PLATINUM



17" Silver-Painted Aluminum
Included in XL Chrome Package
Standard XLT



20" 6-Spoke Machined Aluminum
with Magnetic-Painted Pockets
Included with Middle East XLT
Sport Appearance Package



20" Chrome-Like PVD Aluminum
Optional; requires XLT or
LARIAT Chrome Package.
Included with Middle East XLT
Chrome Appearance Package



22" Polished Aluminum
Standard LIMITED



20" 6-Spoke Dark
Alloy-Painted Aluminum
Optional; requires XLT or
LARIAT Sport Package

	XL	XLT	LARIAT®	PLATINUM®	LIMITED
STANDARD FEATURES					
MECHANICAL					
4-pin trailer tow wiring with ball-mounting provisions in rear bumper	Std	Std	Std	Std	Std
4-wheel vented disc brakes with Anti-Lock Brake System (ABS) and electronic brakeforce distribution (EBD)	Std	Std	Std	Std	Std
87-liter fuel tank (gas Regular Cab/SuperCab™)	Std	Std	Std	Std	Std
98-liter fuel tank (gas SuperCrew®)	Std	Std	Std	Std	Std
115-liter fuel tank (hybrid)	Std	Std	Std	Std	Std
160,000-km tune-up interval (under normal driving conditions with routine fluid and filter changes)	Std	Std	Std	Std	Std
Coil-over-shock double-wishbone front suspension with gas-pressurized shock absorbers	Std	Std	Std	Std	Std
Electronic parking brake	Std	Std	Std	Std	Std
Electronic power-assisted steering	Std	Std	Std	Std	Std
Fail-Safe Engine Cooling System	Std	Std	Std	Std	Std
Front stabilizer bar	Std	Std	Std	Std	Std
Spare wheel and tire with lock and rear underframe carrier	Std	Std	Std	Std	Std
Trailer Sway Control	Std	Std	Std	Std	Std
Two-stage variable-rate leaf-spring rear suspension with staggered, outboard-mounted shock absorbers	Std	Std	Std	Std	Std
REAR AXLES					
3.15 non-limited-slip (5.0L 4x2)	Std	Std	-	-	-
3.31 non-limited-slip¹ (3.5L EcoBoost® 4x2)	Std	Std	-	-	-
3.73 non-limited-slip¹ (3.3L 4x2)	Std	Std	-	-	-
3.55 electronic-locking¹ (3.5L EcoBoost 4x4)	Std	Std	Std	Std	Std
3.73 electronic-locking¹ (3.3L, 5.0L and 3.5L PowerBoost™ 4x4)	Std	Std	Std	Std	Std
PRO POWER ONBOARD					
2.3kW (3.5L PowerBoost)	Std	Std	Std	Std	Std
FORD CO-PILOT360™ TECHNOLOGY					
Auto Hold	Std	Std	Std	Std	Std
Autolamp (Automatic On/Off Headlamps) with Auto High Beams and Rainlamp	Std	Std	Std	Std	Std
Curve Control	Std	Std	Std	Std	Std
Hill Start Assist	Std	Std	Std	Std	Std
Lane-Keeping System	Std	Std	Std	Std	Std
Pre-Collision Assist with Automatic Emergency Braking (AEB)	Std	Std	Std	Std	Std
Rear View Camera with Dynamic Hitch Assist	Std	Std	Std	Std	Std
Reverse Sensing System¹	Std	Std	Std	Std	Std
CONNECTIVITY & ENTERTAINMENT					
12V powerpoint in instrument panel	Std	Std	Std	Std	Std
SYNC® 4 with Enhanced Voice Recognition¹ – conversational voice command recognition, wireless phone connection, AppLink® with App Catalog, Apple CarPlay® compatibility, Android Auto™ compatibility, Digital Owner's Manual	Std	Std	Std	Std	Std
EXTERIOR					
Center high-mounted stop lamp (CHMSL) with cargo lamp	Std	Std	Std	Std	Std
Configurable daytime running lamps	Std	Std	Std	Std	Std
Easy Fuel® capless fuel filler	Std	Std	Std	Std	Std
Front tow hooks	Std	Std	Std	Std	Std
Pickup box with side rail and tailgate moldings, and 4 tie-down hooks	Std	Std	Std	Std	Std
Removable tailgate with lift assist, key lock, clamp pockets and 2 tie-down hooks/bottle openers	Std	Std	Std	Std	Std
Variable-intermittent windshield wipers with washers	Std	Std	Std	Std	Std
SAFETY & SECURITY					
AdvanceTrac® with RSC® (Roll Stability Control™)	Std	Std	Std	Std	Std
Dual-stage driver and right-front passenger airbags,² front-seat side airbags,² and Safety Canopy® System with side-curtain airbags² and rollover sensor	Std	Std	Std	Std	Std
Individual Tire Pressure Monitoring System (TPMS; excludes spare)	Std	Std	Std	Std	Std
SecuriLock® Passive Anti-Theft System	Std	Std	Std	Std	Std
SOS Post-Crash Alert System™	Std	Std	Std	Std	Std

	XL	XLT	LARIAT	PLATINUM	LIMITED
AVAILABLE FEATURES AND PACKAGES					
MECHANICAL					
3.3L Ti-VCT V6 engine with Auto Start-Stop Technology*	Std	Std	-	-	-
3.5L EcoBoost V6 engine with Auto Start-Stop Technology* (n/a with Regular Cab)	Std/Opt*	Std/Opt*	Std/Opt*	Std/Opt*	Std
3.5L PowerBoost Full Hybrid V6 engine* (SuperCrew 4x4 only)	Opt	Opt	Opt	Opt	Opt
5.0L Ti-VCT V8 engine with Auto Start-Stop Technology*	Std/Opt*	Std/Opt*	Std	Std	-
2-speed automatic 4WD system (4x4)	-	-	Std	Std	Std
10-speed SelectShift® automatic transmission with Selectable Drive Modes (n/a with 3.5L PowerBoost)	Std	Std	Std	Std	Std
HEV electronic 10-speed automatic transmission with Selectable Drive Modes (3.5L PowerBoost only)*	Std	Std	Std	Std	Std
136-liter extended-range fuel tank¹ (n/a with 3.5L PowerBoost)	Opt	Opt	Opt	Std	Opt
Class IV trailer hitch receiver with 4-pin/7-pin wiring harness and Smart Trailer Tow Connector (includes Trailer Coverage when equipped with BLIS®)	Std	Std	Std	Std	Std
Electronic shift-on-the-fly (ESOF) 4WD system (4x4)	Opt	Opt	-	-	-
Rear-wheel drive (4x2)	Std	Std	-	-	-
Skid plates for front differential, transfer case and fuel tank¹ (4x4)	Std	Std	Std	Std	Std
Trailer brake controller¹	Std	Opt	Std	Std	Std
Wheel-well liners, rear¹	-	Opt	Opt	Std	Std
EXTERIOR					
Bedliner – Plastic drop-in¹	Opt	Opt	-	-	-
Bedliner – Tough Bed® spray-in	Opt	Opt	Opt	Std	Std
Black platform running boards¹	Opt	Opt	-	-	-
BoxLink™ with 4 premium locking cleats⁴	Opt	Opt	Opt	Std	Std
Extended-length 6" chrome angular step bars¹	-	Opt	Opt	-	-
Extended-length 6" Dark Gray angular step bars¹	-	Opt	Opt	-	-
Halogen fog lamps¹	Opt	Std	-	-	-
Halogen headlamps and taillamps	Std	Std	-	-	-
LED cargo box lighting with Zone Lighting¹	-	Opt	Std	Std	Std
LED projector headlamps with dynamic bending, and LED fog lamps with cornering lamps	-	-	Std	Std	Std
LED reflector headlamps, and LED fog lamps with cornering lamps	-	Packaged	-	-	-
LED taillamps	-	-	Std	Std	Std
Manual-folding sideview mirrors with manual glass	Std	-	-	-	-
Manual-folding sideview mirrors with power, heated glass	Packaged	Std	-	-	-
Manual-folding sideview mirrors with power, heated glass; high-intensity LED security approach lamps; LED spotlights; integrated turn signal indicators; and auto-dimming rearview mirror¹	-	Opt	-	-	-
Manual-folding sideview mirrors with power, heated glass; integrated turn signal indicators; and auto-dimming rearview mirror¹	-	Opt	-	-	-
Manual-folding/-telescoping trailer tow mirrors with power, heated glass; high-intensity LED security approach lamps; LED spotlights; and integrated turn signal indicators¹	-	Opt	-	-	-
Power-deployable extended-length running boards¹ (SuperCrew)	-	-	-	Std	Std
Power-folding sideview mirrors with power, heated glass; memory; high-intensity LED security approach lamps; LED spotlights; integrated turn signal indicators; and driver's side auto-dimming feature	-	-	Std	Std	Std
Power Tailgate with tailgate step and Tailgate Work Surface	-	-	Opt	Std	Std
Remote tailgate release	-	Packaged	Std	Std	-
Tailgate step with Tailgate Work Surface¹	Opt	Opt	-	-	-
FORD CO-PILOT360™ TECHNOLOGY					
Ford Co-Pilot360 2.0:¹ Pre-Collision Assist with Automatic Emergency Braking (AEB), BLIS® (Blind Spot Information System) with Cross-Traffic Alert, Lane-Keeping System, Auto High Beams, Rear View Camera with Dynamic Hitch Assist, Rear Parking Sensors, Reverse Brake Assist, and Post-Collision Braking	Opt	Std	Std	Std	Std
Ford Co-Pilot360 Assist 2.0:¹ Adaptive Cruise Control with Stop-and-Go and Lane Centering; Evasive Steering Assist; Intersection Assist; and Touchscreen Navigation System with Pinch-to-Zoom Capability	-	Opt	Std	Std	Std
Ford Co-Pilot360 Active 2.0: Active Park Assist™ 2.0 (includes Front Parking Sensors)	-	-	Opt	Std	Std
Adaptive Steering	-	-	Std	Opt	Std
360-Degree Camera Package:¹ 360-Degree Camera and Trailer Reverse Guidance	-	Opt	Opt	Std	Std

	XL	XLT	LARIAT®	PLATINUM®	LIMITED
AVAILABLE FEATURES AND PACKAGES					
SEATING					
Cloth 40/20/40 split bench with folding armrest and 2-way manual seat adjust	Std	-	-	-	-
Vinyl 40/20/40 split bench with folding armrest and 2-way manual seat adjust	Opt	-	-	-	-
Cloth bucket seats with 2-way manual seat adjust and flow-through center console with 2 rear-facing powerpoints¹ (SuperCab™/SuperCrew®)	Opt	-	-	-	-
Cloth 40/20/40 split bench with folding armrest with storage, 2-way manual seat adjust and manual lumbar, and center under-seat lockable storage	-	Std	-	-	-
Cloth bucket seats with flow-through center console with 2 rear-facing powerpoints¹	-	Opt	-	-	-
Premium leather-trimmed bucket seats; 10-way power, heated and ventilated driver seat with memory; multi-adjustable power, heated and ventilated right-front-passenger seat; and flow-through center console¹	-	-	Std	-	-
Multicontour bucket seats with Active Motion® and Nirvana leather seating surfaces; 10-way power, heated and ventilated driver seat with memory; multi-adjustable power, heated and ventilated passenger seat; and flow-through center console	-	-	-	Std	-
Venetian leather multicontour bucket seats with Active Motion; 10-way power, heated and ventilated driver seat with memory; multi-adjustable power, heated and ventilated passenger seat; and flow-through center console	-	-	-	-	Std
Flow-through center console with stowable shifter, media bin, storage, cupholders, and 2 rear-facing powerpoints¹ (requires and included with bucket seats)	-	Opt	Std	Std	Std
Max Recline Seats	-	-	-	Opt	Opt
60/40 split flip-up rear seat with load floor tie-down hooks (SuperCab/SuperCrew)	Std	Std	-	-	-
60/40 split one-touch flip-up rear seat with underseat storage and load floor tie-down hooks (premium leather-trimmed on SuperCrew, premium vinyl on SuperCab; SuperCrew includes folding armrest with cupholders)	-	-	Std	-	-
60/40 split one-touch flip-up rear seat with Nirvana leather seating surfaces, folding armrest with cupholders, underseat storage and load floor tie-down hooks	-	-	-	Std	-
Venetian leather 60/40 split one-touch flip-up rear seat with folding armrest with cupholders, underseat storage and load floor tie-down hooks	-	-	-	-	Std
Heated outboard seats¹ (SuperCrew)	-	-	Std	Std	Std
Underseat fold-flat, lockable and partitionable storage (SuperCrew)	-	Opt	Opt	Std	Std
INTERIOR					
4" LCD productivity screen in instrument cluster	Std	Std	-	-	-
8" LCD center stack touchscreen	Std	Std	-	-	-
Manual-tilt/-telescoping steering column	Std	Std	-	-	-
Flooring – Black vinyl	Std	-	-	-	-
Remote Keyless Entry System	Packaged	Std	-	-	-
Intelligent Access with push-button start	-	Packaged	Std	Std	Std
Fixed rear window with solar tint	Std	Std	Std	Std	Std
Cruise Control	Opt	Std	Std	Std	Std
Power door and tailgate locks with autolock	Packaged	Std	Std	Std	Std
Power windows with one-touch-up/-down front windows	Packaged	Std	Std	Std	Std
Flooring – Carpeted with front and rear carpeted floor mats¹	Opt	Std	Std	Std	Std
Accessory delay for power features	-	Std	Std	Std	Std
Auto-dimming rearview mirror	-	Packaged	Std	Std	Std
Dual-zone electronic automatic temperature control¹	Packaged	Packaged	Std	Std	Std
12" LCD center stack touchscreen	-	Packaged	Std	Std	Std
12" digital instrument cluster screen	-	-	Std	Std	Std
Ice Blue ambient lighting	-	-	Std	Std	Std
Heated steering wheel	-	-	Std	Std	Std
Power-tilt/-telescoping steering column with memory	-	-	Std	Std	Std
Twin-panel moonroof (SuperCrew)	-	-	Opt	Std	Std
Power-adjustable pedals²; includes memory feature on LARIAT, PLATINUM and LIMITED	-	Opt	Std	Std	Std
Floor liners¹ (SuperCab/SuperCrew)	Opt	Packaged	Packaged	Packaged	Packaged
Interior Work Surface¹	Opt	Opt	Opt	Opt	Opt
CONNECTIVITY & ENTERTAINMENT					
AM/FM Radio* (speakers: four (4) with Regular Cab, six (6) with SuperCab and SuperCrew)¹	Std	Std	-	-	-
Digital Audio Broadcasting Radio* (speakers: five (5) with Regular Cab, seven (7) with SuperCab and SuperCrew)¹	Std	Std	-	-	-
400W AC power outlets in instrument panel, flow-through center console rear (if equipped), and cargo box¹ (SuperCab/SuperCrew; n/a with 3.5L PowerBoost™)	Opt	Opt	Std	Std	Std
B&O® Sound System with 8 speakers including subwoofer, and HD Radio™ Technology / Digital Audio Broadcasting¹	-	Opt	-	-	-
Wireless charging pad	-	-	Std	Std	Std
B&O Unleashed Sound System* with 18 speakers including subwoofer, and HD Radio Technology / Digital Audio Broadcasting	-	-	Std	Std	Std
SAFETY & SECURITY					
MyKey® technology to help encourage responsible driving	Packaged	Std	Std	Std	Std
Perimeter alarm	Packaged	Std	Std	Std	Std
Remote Start System¹	-	Opt	Std	Std	Std
SecuriCode® keyless entry keypad¹	-	Opt	Std	Std	Std
Advanced Security Pack with inclination/intrusion sensors	-	-	Std	Std	Std

FUNCTIONAL PACKAGES

Trailer Tow Package¹ (required for towing up to 5,080kg): Class IV trailer hitch receiver, 4-pin/7-pin wiring harness, Smart Trailer Tow Connector, trailer brake controller, and trailer hookup lamp; also includes Pro Trailer Backup Assist™ on XLT, LARIAT, PLATINUM and LIMITED.
Standard on XL, LARIAT, PLATINUM and LIMITED; optional on XLT

FX4™ Off-Road Package¹ (4x4 only): includes electronic-locking rear axle; Rock Crawl drive mode; Hill Descent Control™; off-road-tuned front shocks; front differential, transfer case and fuel tank skid plates; FX4 Off-Road box decals; and floor liners.
Standard on LARIAT and PLATINUM; optional on XL and XLT

AVAILABLE EQUIPMENT GROUPS & PACKAGES

XL

Equipment Group 101A: XL Power Equipment Group (see content below) + Cruise Control + Reverse Sensing System + black platform running boards¹.

XL Power Equipment Group (standard on SuperCrew): power door and tailgate locks with autolock; Remote Keyless Entry System; power windows; manual-folding sideview mirrors with power, heated glass; Illuminated Entry System; MyKey; and perimeter alarm.

XL Chrome Package:¹ 17" Silver-painted aluminum wheels, chrome bumpers, and halogen fog lamps.

XLT

Equipment Group 301A: 8-way power driver seat + 8" LCD productivity screen in instrument cluster + auto-dimming rearview mirror + rear underseat storage (SuperCab/SuperCrew) + manual-folding sideview mirrors with power, heated glass, LED spotlights, and integrated turn signal indicators + SecuriCode keyless entry keypad + dual-zone electronic automatic temperature control + leather-wrapped steering wheel + black platform running boards + tailgate step and Tailgate Work Surface.

Equipment Group 302A (SuperCab/SuperCrew): includes content of 301A + **XLT Chrome Package** (see content below) + 12" LCD touchscreen in center stack + 10-way power, heated driver seat + multi-adjustable power, heated right-front-passenger seat + 400W AC power outlets in instrument panel, flow-through center console rear (if equipped) and cargo box¹ + Intelligent Access with push-button start + Remote Start System + remote tailgate release + LED reflector headlamps + LED fog lamps with LED cornering lamps + high-intensity LED security approach lamps on sideview mirrors + LED cargo box lighting with Zone Lighting.

Middle East XLT Chrome Appearance Package¹ (Regular Cab): Body-color front fascia, 20" chrome-like PVD wheels, 275/60R20 BSW all-terrain tires, chrome billet-style grille with chrome surround and black mesh insert, chrome door and tailgate handles, chrome front tow hooks, and chrome single-tip exhaust.

Middle East XLT Sport Appearance Package¹ (Regular Cab): Body-color front fascia and wheel-lip moldings, unique bodyside and hood decals (N/A with FX4 Off-Road Package), 20" 6-spoke machined aluminum wheels with Magnetic-painted pockets, 275/60R20 BSW all-terrain tires, black billet-style grille with body-color surround and black mesh insert, body-color door and tailgate handles, body-color front and rear bumpers, and chrome single-tip exhaust.

XLT Chrome Package¹ (SuperCab/SuperCrew): 18" chrome-like PVD aluminum wheels with 265/60R18 BSW all-season (4x2) or 275/65R18 BSW all-terrain (4x4) tires; chrome grille; silver front skid plate elements; 5" polished angular step bars; and chrome front tow hooks (4x4), door and tailgate handles, and exhaust tip.

XLT Sport Package¹ (SuperCab/SuperCrew): 18" 6-spoke machined aluminum wheels with Gloss Black-painted pockets with 265/60R18 BSW all-season (4x2) or 275/65R18 BSW all-terrain (4x4) tires; Dark Gray grille, front skid plate elements, front fender badges, and 5" angular step bars; body-color bumpers, and door and tailgate handles; SPORT box decals (n/a with FX4 Off-Road Package); chrome exhaust tip; unique finish on instrument panel and door-trim accents; and XLT Black Sport cloth front bucket seats with flow-through center console and shifter.

LARIAT

LARIAT Chrome Package¹ (standard on LARIAT): 18" chrome-like PVD aluminum wheels; chrome grille with silver accents; and chrome front tow hooks (4x4), front skid plate elements, sideview mirror caps, door and tailgate handles, 6" angular step bars, and exhaust tip.

LARIAT Sport Package¹ (replaces standard LARIAT Chrome Package): 18" 6-spoke machined aluminum wheels with Gloss Black-painted pockets; Dark Gray grille, front skid plate elements, fender badges and 6" angular step bars; body-color bumpers; SPORT box decals (n/a with FX4 Off-Road Package); chrome exhaust tip; unique finish on instrument panel, media bin lid and door-trim accents; and front bucket seats with flow-through center console and floor shifter.

FACTS & FIGURES

MAX. CONVENTIONAL TOWING ^{1,2} – GCWR and Maximum Loaded Trailer Weight Ratings (kg)								
			Regular Cab 122" WB		SuperCab™145" WB		SuperCrew®145" WB	
Engine	Axle Ratio	GCWR	4x2	4x4	4x2	4x4	4x2	4x4
3.3L V6	3.73	5,761	3,720	-	-	-	-	-
		5,851	-	3,674	-	-	-	-
		5,897	-	-	3,720	-	3,674	-
		5,988	-	-	-	3,674	-	-
		6,078	-	-	-	-	-	3,720
5.0L V8 FFV	3.15	5,942	3,765	-	-	-	-	-
		6,713	-	-	4,400	-	4,355	-
	3.73	6,305	4,128	-	-	-	-	-
		6,623	-	4,355	-	-	-	-
		7,076	-	-	4,763	-	-	-
		7,122	-	-	-	-	4,763	-
		7,167	-	-	-	-	-	4,717
		7,212	-	-	-	4,763	-	-
3.5L EcoBoost®	3.31	7,394	-	-	4,990	-	-	-
		7,484	-	-	-	-	5,080	-
		7,530	-	-	-	5,035	-	-
		7,620	-	-	-	-	-	5,080
	3.55	7,394	-	-	4,990	-	-	-
		7,484	-	-	-	-	5,080	-
		7,530	-	-	-	5,035	-	-
		7,620	-	-	-	-	-	5,080
3.5L PowerBoost™ Hybrid	3.73	7,757	-	-	-	-	-	5,035

PAYLOAD ^{1,3} – GVWR & Maximum Payload Weight Ratings (kg)				
		Regular Cab	SuperCab	SuperCrew
Engine	MAX. GVWR	122" WB	145" WB	145" WB
3.3L V6 4x2	2,726	885	-	-
	2,835	-	839	792
3.3L V6 4x4	2,744	773	-	-
	2,935	-	-	780
	2,939	-	835	-
5.0L V8 FFV 4x2	2,812	862	-	-
	3,084	-	-	968
	3,130	-	1,064	-
	3,198	-	-	1,059
5.0L V8 FFV 4x4	2,903	832	-	-
	3,198	-	1,016	968
3.5L EcoBoost 4x2	3,062	-	-	930
	3,130	-	1,039	-
	3,198	-	-	1,043
3.5L EcoBoost 4x4	3,198	-	993	953
3.5L PowerBoost Hybrid 4x4	3,334	-	-	830

WB = Wheelbase GCWR = Gross Combination Weight Rating GVWR = Gross Vehicle Weight Rating

DIMENSIONS (mm)			
Exterior	Regular Cab	SuperCab	SuperCrew
	4x2 / 4x4	4x2 / 4x4	4x2 / 4x4
	6.5' Box	6.5' Box	5.5' Box
Height (max.)			
5.5' box			1,920 / 1,961
6.5' box	1,920 / 1,956	1,918 / 1,961	
Width			
Excluding mirrors	2,029	2,029	2,029
Including standard mirrors	2,431	2,431	2,431
Including trailer tow mirrors	2,690	2,690	2,690
Standard mirrors folded	2,123	2,123	2,123
Trailer tow mirrors folded	2,167	2,167	2,167
Length			
5.5' box			5,885
6.5' box	5,311	5,885	
Wheelbase			
5.5' box			3,693
6.5' box	3,119	3,693	
Ground clearance (min.)			
5.5' box			216 / 239
6.5' box	221 / 239	213 / 239	
Cargo Box			
Volume (m³)	1.8	1.8	1.5
Inside height	544	544	544
Length at floor	2,004	2,004	1,704
Width at wheelhouse	1,285	1,285	1,285
Max. width at floor	1,656	1,656	1,656
Interior	Regular Cab Front	SuperCab Front/Rear	SuperCrew Front/Rear
Head room	1,036	1,036 / 1,024	1,036 / 1,026
Leg room (max.)	1,115	1,115 / 851	1,115 / 1,107
Hip room	1,588	1,588 / 1,590	1,588 / 1,590
Shoulder room	1,694	1,694 / 1,679	1,694 / 1,676
Capacities (m³)			
Total passenger volume	1.8	3.3	3.7
Rear passenger volume		1.5	1.9
Max. cargo volume behind front seats	0.2	0.9	1.4

1. Payload and towing are independent attributes and may not be achieved simultaneously.
2. Max. towing varies based on cargo, vehicle configuration, accessories and number of passengers. See your Ford Distributor for additional information.
3. Max. payload varies and is based on accessories and vehicle configuration. See label on door jamb for carrying capacity of a specific vehicle. See your Ford Distributor for additional information.

Payload Notes: Maximum capabilities shown are for properly equipped vehicles with required equipment and a 68kg driver. Weight of additional options, equipment, passengers and cargo must be deducted from this weight. For additional information, see your Ford Distributor. **Towing Notes:** Maximum loaded trailer weights shown. Do not exceed trailer weight of 2,268kg when towing with bumper only. The combined weight of the towing vehicle (including options, hitch, passengers and cargo) and the loaded trailer must not exceed the GCWR (Gross Combination Weight Rating). Trailer tongue load weight should be 10-15% of total loaded trailer weight. Make sure that the vehicle payload (reduced by option weight) will accommodate trailer tongue load weight and the weight of passengers and cargo added to the towing vehicle. The addition of trailer tongue load weight, and the weight of passengers and cargo, cannot cause vehicle weights to exceed the rear GAWR (Gross Axle Weight Rating) or GVWR (Gross Vehicle Weight Rating). These ratings can be found on the vehicle's Safety Compliance Certification Label. See the RV and Trailer Towing Guide for requirements, restrictions and 5th-wheel towing.



Vehicles may be shown with optional equipment. Features may be offered only in combination with other options or subject to additional ordering requirements/limitations. Dimensions shown may vary due to optional features and/or production variability. Information is provided on an “as is” basis and could include technical, typographical or other errors. Ford makes no warranties, representations, or guarantees of any kind, express or implied, including but not limited to, accuracy, currency, or completeness, the operation of the information, materials, content, availability, and products. Ford reserves the right to change product specifications, pricing and equipment at any time without incurring obligations. Your Ford Distributor is the best source of the most up-to-date information on Ford vehicles.

Ford Genuine Parts & Service. Keep your vehicle in optimum operating condition with scheduled maintenance service. Ford and Lincoln distributor technicians know your vehicle inside and out. They are continuously trained by Ford Motor Company and the parts they use are specifically designed for your vehicle. See your distributor for limited warranty information on Ford Original Accessories. Ford Licensed Accessories (FLA) are warranted by the accessory manufacturer’s warranty. FLA are designed and developed by the accessory manufacturer and have not been designed or tested to Ford Motor Company engineering requirements. Contact your Ford Distributor for details and/or a copy of all limited warranties.

Ford reserves the right, subject to all applicable laws, to discontinue or change features and other specifications either temporarily or permanently, which will be communicated to the Ford Distributor Network. Published by Ford Motor Company. ©2022 Ford Motor Company.



Quality

We design and build your Ford to feel as good after many years of service as it did the day you picked it up. And to drive just as beautifully too.



Green

Using advanced Ford technology, we’re committed to creating vehicles with improved fuel economy, reduced CO₂ emissions and a lower overall cost of ownership.



Safe

Ford’s Intelligent Protection System uses sophisticated technology designed to help prevent an accident and, if one should happen, to protect you.



Smart

Vehicles with smart intuitive technologies designed to connect your world, and many clever solutions from Ford that make life a little easier.

Ford and Oval Device, Active Motion, Active Park Assist, AdvanceTrac, AppLink, BLIS, BoxLink, Built Ford Tough, Easy Fuel, EcoBoost, F-150, F-Series, Ford Co-Pilot360, FX4, Hill Descent Control, LARIAT, MyKey, PLATINUM, PowerBoost, Pro Trailer Backup Assist, Roll Stability Control, RSC, Safety Canopy, SecuriCode, SecuriLock, SelectShift, SOS Post-Crash Alert System, SuperCab, SuperCrew, SYNC, Tough Bed and related marks are trademarks of Ford Motor Company.

Android, Android Auto and Google Play are trademarks of Google LLC. Apple, Apple CarPlay and iPhone are trademarks of Apple Inc., registered in the U.S. and other countries. BANG & OLUFSEN and B&O are registered trademarks of Bang & Olufsen Group. Licensed by Harman Becker Automotive Systems Manufacturing Kft. All rights reserved. HD Radio is a proprietary trademark of iBiquity Digital Corporation. Miko is a registered trademark of Miko s.r.l.



Visit Ford Middle East
me.ford.com